

## Weld-on Point TAPS

### Product information

Weld-on lifting attachment point for plane surfaces.

- Compact design
- Secured four times against breakage
- Weld-on shackle made of material S355JR according to EN 10025
- Also loadable transversely to the swivel direction

**Features:** 180° swing

**Material:** Eye of alloy steel. Welding attachment of steel St 52

**Marking:** CE-marked, WLL

**Finish:** Painted

**Note:** The surface that the lifting eyes shall be attached to shall be flat and tolerate the load it is going to be exposed to

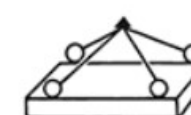
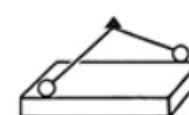
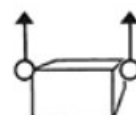
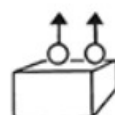
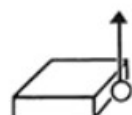
**Safety factor:** 4:1

**Grade:** 8

Part Code	Code	WLL ton	a mm	b mm	c mm	Ø d	e mm	f mm	l mm	Weight kg
42150381701000	TAPS 1	1.12	35	64	35	13	26	70	40	0.35
42150381702000	TAPS 2	2	37	66	36	13	27	70	41	0.36
42150381703000	TAPS 3	3.15	49	92	50	18	37	92	53	0.84
42150381705000	TAPS 5	5.3	60	111	60	22	45	111	63	1.6
42150381708000	TAPS 8	8	75	132	70	26	50	127	68	2.61
42150380415000	TAPS 15	15	90	185	100	30	60	190	120	5.4
42150380420000	TAPS 20	20	125	150	125	46	90	254	155	16
42150380425000	TAPS 25	25	135	170	140	52	100	288	175	22.8
42150380430000	TAPS 30	30	155	200	170	57	110	334	210	32.3
42150380435000	TAPS 35	35	170	200	170	57	120	346	210	34.7
42150380440000	TAPS 40	40	180	210	185	62	130	363	220	45.2
42150380450000	TAPS 50	50	190	230	180	73	135	395	235	56.5
42150380463000	TAPS 63	63	190	230	180	73	135	395	235	56.5

## Technical data

Kind of attachment



Number of pieces

1

1

2

2

2

2

3 o. 4

3 o. 4

Inclination angle

0°

90°

0°

90°

0°-45°

45°-60°

0°-45°

45°-60°

	WLL	WLL	WLL	WLL	WLL	WLL	WLL	WLL
Code	t	t	t	t	t	t	t	t
TAPS 1	1,6	1,12	3,2	2,24	1,5	1,12	2,36	1,6
TAPS 2	3	2	6	4	2,8	2	4,25	3
TAPS 3	4,75	3,15	9,5	6,3	4,25	3,15	6,3	4,75
TAPS 5	8	5,3	16	10,6	7,1	5,3	11,2	8
TAPS 8	12	8	24	16	11,2	8	16	12
TAPS 15	22,4	15	45	30	21,2	15	31,5	22,4
TAPS 20	30	20	60	40	30	20	40	30
TAPS 25	37,5	25	75	50	33,5	25	50	37,5
TAPS 30	45	30	90	60	45	30	63	45
TAPS 35	50	35	100	70	47,5	35	70	52,2
TAPS 40	60	40	120	80	56	40	80	60
TAPS 50	71	50	142	100	70	50	106	75
TAPS 63	75	63	150	126	90	63	133	95

# Blueprint

